



**AEROSPACE SUPPLIER SCORECARD - EXTERNAL**  
On Time To Request (OTTR)

**Honeywell**  
THE POWER OF **CONNECTED**

# OEM & R&O Scorecard Definitions

## OTTR

- On Time To Request Date

## Period

- A month as defined by the standard HON Aerospace 4-4-5 calendar

## Opportunity

- Any schedule line that has an OTTR date within the period

## On Time

- Any schedule line that is fully received and on time per the OTTR date (with consideration to any tolerance applied)

## Misses

- Any schedule line within the OTTR period with zero receipts
- Any schedule line within the OTTR period with a partial receipt

## On Time Percent

- $\text{Sum of Successful Fills} / \text{Sum of Total Requests}$

# VMI Scorecard Definitions

## OTTR

- On Time To Request

## Period

- A month defined by the standard HON Aerospace 4-4-5 calendar

## Opportunity

- Any part that has a Minimum (Min) established and the part is set up for Vendor Managed Inventory (VMI)

## On Hand

- Material on hand in the 3PL Vendor Stock location and in the Honeywell Stockroom

## On Time

- Each day that the total on hand quantity (QTY) is equal to or greater than the Min is a Hit
  - On Hand = or > than the Min = Hit

## Misses

- Any part that the total on hand QTY is below the Min (Safety Stock) established for the part
- Each day that the part is below the Min receives a Miss
  - On Hand < than the Min = Miss

## On Time Percent

- Sum of Total Hits / Sum of Total Opportunities

# VMI: Vendor Managed Inventory

## Includes

- Part numbers that are on VMI 1.0, 2.0, and Flex
  - Legacy Replenishment = VMI 1.0 and 2.0
  - VMI Flex = New VMI Flex Program

## Excludes

- All part numbers that are not on a VMI Program

# OEM & R&O Scorecard Examples

Metric Measurement Current Period	Opportunity	Misses	On Time
Schedule Line Item, OTTR date in current time period, Received in FULL, Goods Receipt date is the same as the OTTR date	X		X
Schedule Line Item, OTTR date in current time period, Received in FULL, Goods Receipt date is later than the OTTR date	X	X	
Schedule Line Item, OTTR date in current time period, Received in FULL, Goods Receipt date is earlier than the OTTR date	X	X	
Schedule Line Item, OTTR date in current time period, ZERO parts have been received	X	X	
Schedule Line Item, OTTR date in current time period, PART of the quantity has been received, Outstanding balance still open	X	X	

**NOTE:** Receipts made in the current period that have an OTTR date within a past or future period will reflect within that period's metrics.

# VMI Scorecard Examples

Metric Measurement Current Period	Weekday	Opportunity	Misses	On Time
On hand quantity = or > than Min Stock (Safety Stock)	Monday	X		X
On hand quantity < than Min Stock (Safety Stock)	Tuesday	X	X	
On hand quantity < than Min Stock (Safety Stock)	Wednesday	X	X	
On hand quantity = or > than Min Stock (Safety Stock)	Thursday	X		X
On hand quantity = or > than Min Stock (Safety Stock)	Friday	X		X
		5	2	3
PO is received prior to OTTR Due Date		Not Measured		
PO is received after the OTTR Due Date		Not Measured		

**NOTE:** Receipts (GR) made in the current period, and having an On Hand Qty below the Min Stock, will reflect within that period's metrics.

Honeywell Confidential - © 2018 by Honeywell International Inc. All rights reserved.

**Metric data is refreshed one time per week on Saturday**

# Access Scorecard

**Honeywell** Supply Chain Collaboration HASP Portal Test ID L8259017

All Favorites

METRICS

DASHBOARD

SCORECARD

**OTTR**

PPM

HASP >

Filters

OTTR Type Time Period Site Vendor Number

\*OTTR Type AND Time Period must be selected to execute search



PERIOD OTTR





	MISSES COUNT	OPPORTUNITY COUNT	PERIOD OTTR
No data			


Honeywell Confidential - © 2018 by Honeywell International Inc. All rights reserved.

**HASP is SAP: Vendor Number is SAP Vendor Code Not DUNS Number**



# Hide / Show Menu Feature





**Honeywell** Hide/Show Menu  Supply Chain Collaboration **MENU IS SHOWING**  HASP Portal Test ID L8259017


**Filters** Variants:     

\*OTTR Type  \*Time Period  Site  Vendor Number  

\*OTTR Type AND Time Period must be selected to execute search

**Honeywell** Hide/Show Menu  Supply Chain Collaboration **MENU IS HIDDEN**  HASP Portal Test ID L8259017


**Filters** Variants:     

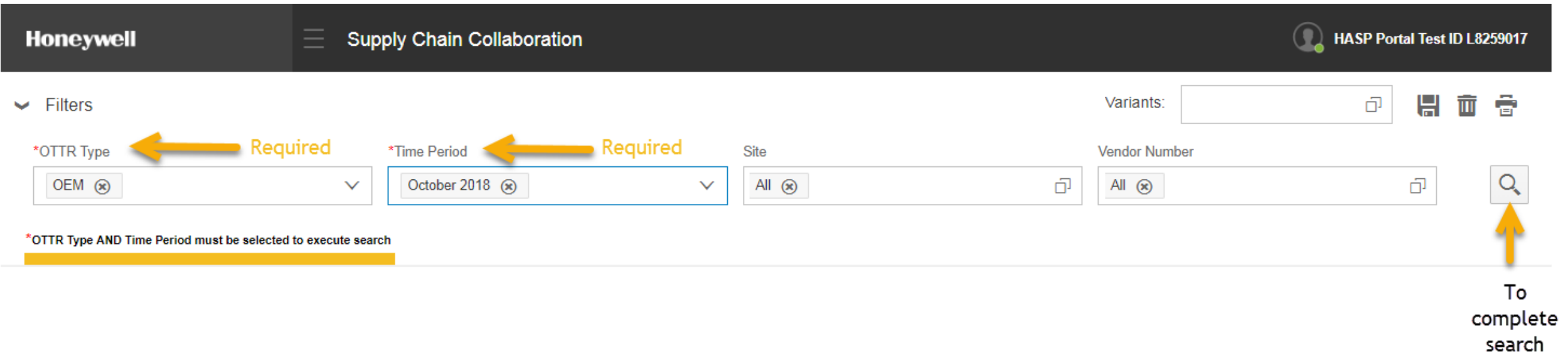
\*OTTR Type  \*Time Period  Site  Vendor Number  

\*OTTR Type AND Time Period must be selected to execute search



# How to Access Scorecard Data

- 1) Make one or more selections within the **OTTR Type** and **Time Period** fields
- 2) Select other filter criteria, as desired
- 3) Click on  to apply filters

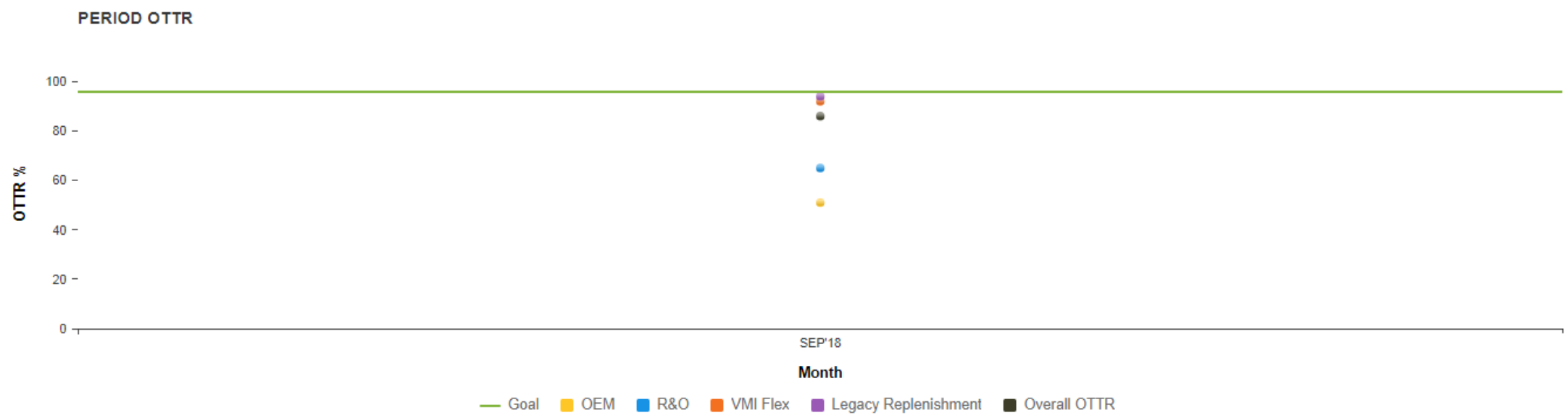


The screenshot shows the Honeywell Supply Chain Collaboration interface. At the top, the Honeywell logo and "Supply Chain Collaboration" are visible on the left, and a user profile icon with "HASP Portal Test ID L8259017" is on the right. Below the header, there is a "Filters" section. The "OTTR Type" dropdown is set to "OEM" and is marked as "Required" with a yellow arrow. The "Time Period" dropdown is set to "October 2018" and is also marked as "Required" with a yellow arrow. Other filters include "Site" (set to "All") and "Vendor Number" (set to "All"). A "Variants" field is empty. A search icon is highlighted with a yellow arrow, and a yellow banner below the filters reads "\*OTTR Type AND Time Period must be selected to execute search". At the bottom right, the text "To complete search" is displayed with an arrow pointing to the search icon.

Honeywell Confidential - © 2018 by Honeywell International Inc. All rights reserved.

**A search is not possible without first selecting OTTR Type and Time Period**

# Scorecard View



		MISSES COUNT	OPPORTUNITY COUNT	PERIOD OTTR
OEM	<div style="display: flex; width: 100%;"><div style="width: 51%; background-color: green; color: white; text-align: center;">ONTIME</div><div style="width: 49%; background-color: red; color: white; text-align: center;">MISSES</div></div>	36375	74686	51%
R&O	<div style="display: flex; width: 100%;"><div style="width: 65%; background-color: green; color: white; text-align: center;">ONTIME</div><div style="width: 35%; background-color: red; color: white; text-align: center;">MISSES</div></div>	7131	20369	65%
VMI Flex 4824 Parts	<div style="display: flex; width: 100%;"><div style="width: 92%; background-color: green; color: white; text-align: center;">ONTIME</div><div style="width: 8%; background-color: red; color: white; text-align: center;">MISSES</div></div>	8443	111796	92%
Legacy Replenishment 11854 Parts	<div style="display: flex; width: 100%;"><div style="width: 94%; background-color: green; color: white; text-align: center;">ONTIME</div><div style="width: 6%; background-color: red; color: white; text-align: center;">MISSES</div></div>	18124	286764	94%
Overall OTTR	<div style="display: flex; width: 100%;"><div style="width: 86%; background-color: green; color: white; text-align: center;">ONTIME</div><div style="width: 14%; background-color: red; color: white; text-align: center;">MISSES</div></div>	70073	493615	86%

# Download OEM & R&O Misses Detail to Excel File

To download **Misses** detail to an Excel file, click on the red area of the bar.

		MISSES COUNT	OPPORTUNITY COUNT	PERIOD OTTR
OEM		2712	6615	59%
R&O		241	686	65%



PO	PO Item	Schd. Line	Material	PO Item Text	Supplier Name	Vendor Code	Qty	Delivery date	OTTR Date	Site Name	Site Code	Received Date	Received Qty	Received Late Qty	Received Early Qty	Open/Past Due Qty	Received Time Ql
4207884006	10	1	100-111608-01	HEATER; AOH-PT1 (150W)	Name	Code	11	8/9/2018	8/9/2018	Tempe - West Warner Road	1017	7/25/2018	11	0	11	0	0
4207906186	10	1	100-111608-01	HEATER; AOH-PT1 (150W)	Name	Code	13	8/16/2018	8/16/2018	Tempe - West Warner Road	1017	7/26/2018	13	0	13	0	0
4207918481	10	1	100-111608-01	HEATER; AOH-PT1 (150W)	Name	Code	13	8/23/2018	8/23/2018	Tempe - West Warner Road	1017	8/3/2018	13	0	13	0	0
3502982680	10	1	104-543-9004	ADAPTER	Name	Code	3	8/10/2018	8/10/2018	Tempe - West Warner Road	1017	8/4/2018	3	0	3	0	0
3502982682	10	1	104-543-9004	ADAPTER	Name	Code	3	8/10/2018	8/10/2018	Tempe - West Warner Road	1017	8/4/2018	3	0	3	0	0
3502966130	10	1	1070001-041C01	SENSING ELEMENT (PIN-PIN)	Name	Code	9	10/12/2018	8/2/2018	Tempe - West Warner Road	1017	10/11/2018	9	9	0	0	0
3502940398	10	1	1072001-044M00	SENSING ELEMENT (PIN-SOCKET)	Name	Code	6	8/23/2018	7/30/2018	Tempe - West Warner Road	1017	8/22/2018	6	6	0	0	0
3502961940	10	1	1072001-044M00	SENSING ELEMENT (PIN-SOCKET)	Name	Code	8	10/12/2018	7/30/2018	Tempe - West Warner Road	1017	9/22/2018	8	8	0	0	0
3502860357	10	1	3161453-1	SCREW; HEX HEAD	Name	Code	184	8/8/2018	8/1/2018	Tempe - West Warner Road	1017	7/23/2018	184	0	184	0	0
3502838488	10	2	3161613-3	BODY ASSY VALVE	Name	Code	1	8/7/2018	8/7/2018	Tempe - West Warner Road	1017	7/30/2018	1	0	1	0	0
3502965875	10	1	3161627-1	ARM ASSEMBLY; ACTUATING	Name	Code	3	8/24/2018	8/1/2018	Tempe - West Warner Road	1017	8/18/2018	3	3	0	0	0
3502542101	30	1	3161666-2	FILTER; AIR	Name	Code	10	8/15/2018	8/5/2018	Tempe - West Warner Road	1017	8/8/2018	10	10	0	0	0
3502669553	10	1	3161708-1	COVER ASSEMBLY; VALVE	Name	Code	8	8/17/2018	8/10/2018	Tempe - West Warner Road	1017	8/14/2018	8	8	0	0	0
3502944853	10	1	3161765-4	PLATE SEALING RING	Name	Code	2	9/11/2018	8/24/2018	Tempe - West Warner Road	1017	9/10/2018	2	2	0	0	0
3502895342	10	1	3161767-18	COLLAR; SHAFT	Name	Code	5	8/22/2018	8/21/2018	Tempe - West Warner Road	1017	8/24/2018	5	5	0	0	0
3502974550	30	1	3161767-7	COLLAR SHAFT	Name	Code	357	10/12/2018	8/17/2018	Tempe - West Warner Road	1017	9/19/2018	357	357	0	0	0
3502965942	10	2	3161799-1	SHAFT; BUTTERFLY	Name	Code	6	8/28/2018	8/2/2018	Tempe - West Warner Road	1017	8/29/2018	6	6	0	0	0
3502990569	10	1	3161799-1	SHAFT; BUTTERFLY	Name	Code	12	8/28/2018	8/16/2018	Tempe - West Warner Road	1017	8/29/2018	12	12	0	0	0
3503001068	10	1	3161845-1	RETAINER; VALVE	Name	Code	3	9/17/2018	8/21/2018	Tempe - West Warner Road	1017	9/17/2018	3	3	0	0	0
3502973935	10	1	3161889-1	SPRING; HELICAL; EXTENSION	Name	Code	10	8/23/2018	8/6/2018	Tempe - West Warner Road	1017	8/16/2018	10	10	0	0	0
3502791727	10	1	3162139-4	HOUSING ASSEMBLY; VALVE	Name	Code	1	8/14/2018	7/31/2018	Tempe - West Warner Road	1017	8/11/2018	1	1	0	0	0

# Download VMI Misses Detail to Excel File

To download *Misses* detail to an Excel file, click on the red area of the bar.

		MISSES COUNT	OPPORTUNITY COUNT	PERIOD OTTR
VMI Flex 254 Parts	ONTIME	759	19503	96%
Legacy Replenishment 85 Parts	ONTIME	309	2874	89%






Supplier Name	Vendor Code	Site Name	Site Code	Material	OTTR Date	Min Qty	OH Qty	Hit/Miss
Name	Code #	Phoenix - Sky Harbor	1014	378916	9/28/2018	10	9	MISS
Name	Code #	Phoenix - Sky Harbor	1014	378916	10/1/2018	10	7	MISS
Name	Code #	Phoenix - Sky Harbor	1014	378916	10/2/2018	10	7	MISS
Name	Code #	Phoenix - Sky Harbor	1014	378916	10/3/2018	10	5	MISS
Name	Code #	Phoenix - Sky Harbor	1014	378916	10/4/2018	10	4	MISS
Name	Code #	Phoenix - Sky Harbor	1014	378916	10/5/2018	10	2	MISS
Name	Code #	Phoenix - Sky Harbor	1014	378916	10/8/2018	10	2	MISS
Name	Code #	Phoenix - Sky Harbor	1014	378916	10/9/2018	10	2	MISS
Name	Code #	Phoenix - Sky Harbor	1014	378916	10/12/2018	10	0	MISS
Name	Code #	Phoenix - Sky Harbor	1014	378916	10/15/2018	10	0	MISS
Name	Code #	Phoenix - Sky Harbor	1014	378916	10/24/2018	10	0	MISS
Name	Code #	Phoenix - Sky Harbor	1014	378916	10/25/2018	10	0	MISS
Name	Code #	Phoenix - Sky Harbor	1014	378916	10/26/2018	10	0	MISS
Name	Code #	Phoenix - Sky Harbor	1014	378916	10/27/2018	10	0	MISS

EXAMPLE

# Download Scorecard to PDF

Click on the Printer  icon

**Honeywell** Supply Chain Collaboration User Name

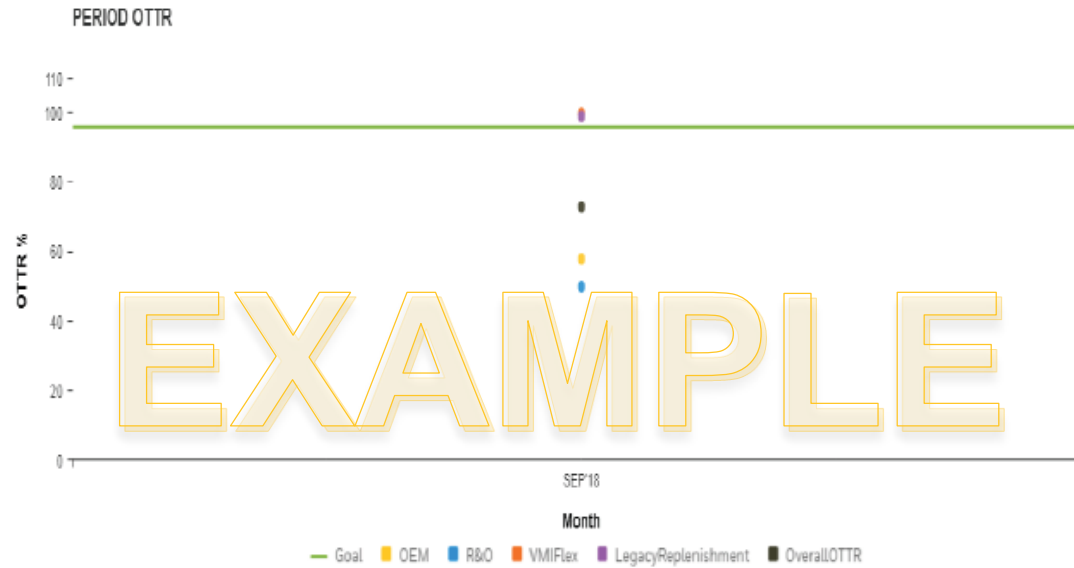
Filters Variants:    

\*OTTR Type \*Time Period Site Vendor Number

\*OTTR Type AND Time Period must be selected to execute search

# Download Scorecard to PDF Continued

## Honeywell Supplier OTTR Performance



		MISSES COUNT	OPPORTUNITY COUNT	PERIOD OTTR
OEM	<div style="display: inline-block; width: 58%; background-color: green; border: 1px solid black;"></div> <div style="display: inline-block; width: 42%; background-color: red; border: 1px solid black;"></div>	3197	7644	58%
R&O	<div style="display: inline-block; width: 50%; background-color: green; border: 1px solid black;"></div> <div style="display: inline-block; width: 50%; background-color: red; border: 1px solid black;"></div>	2	4	50%
VMIFlex 5 Parts	<div style="display: inline-block; width: 100%; background-color: green; border: 1px solid black;"></div>	0	95	100%
Legacy Replenishment 185 Parts	<div style="display: inline-block; width: 99%; background-color: green; border: 1px solid black;"></div> <div style="display: inline-block; width: 1%; background-color: red; border: 1px solid black;"></div>	53	4514	99%
Overall OTTR	<div style="display: inline-block; width: 73%; background-color: green; border: 1px solid black;"></div> <div style="display: inline-block; width: 27%; background-color: red; border: 1px solid black;"></div>	3252	12257	73%

Filters	Values
User ID	haspsupplier@company.com
Date, Time	11/27/2018, 9:00:15 AM
Otrr Type	OEM, R&O, VMI Flex, Legacy Replenishment, Overall OTTR
Time Period	September 2018
Site	All
Vendor	123456

# OTTR Metrics Corrections

- Corrections/Updates will reflect in the metric real time and appear in the HASP portal within a few minutes
- Corrections/Updates should **ONLY** be done once a thorough review of the parts on hand status is completed

# Frequently Asked Questions (FAQ)

## What if I have questions about my metric or a request for correction?

Contact your Buyer and provide them with the details

## When are OTTR Scorecard metrics refreshed?

On a weekly basis, every Saturday night

## Why can't I download the Misses data behind the Overall Metric Misses?

The overall metric data is coming from various sources (OEM, R&O, VMI, Legacy Replenishment) within SAP so it must be downloaded from the individual metrics by clicking on each of those Misses red bars

## What is the best browser to use with HASP?

Google Chrome

## What if I need additional access to additional vendor codes for my company?

Email [Aerohaspsupport@Honeywell.com](mailto:Aerohaspsupport@Honeywell.com) and provide them with the additional code(s) and a short explanation for why the additional access is needed.

## What if other employees at my company need a HASP account?

They should navigate to [scc.Honeywell.com](http://scc.Honeywell.com) to request a Honeywell ID. Once that is complete they will log in and complete the HASP Request Access form. They will be notified within 5 work days that access has been obtained.

